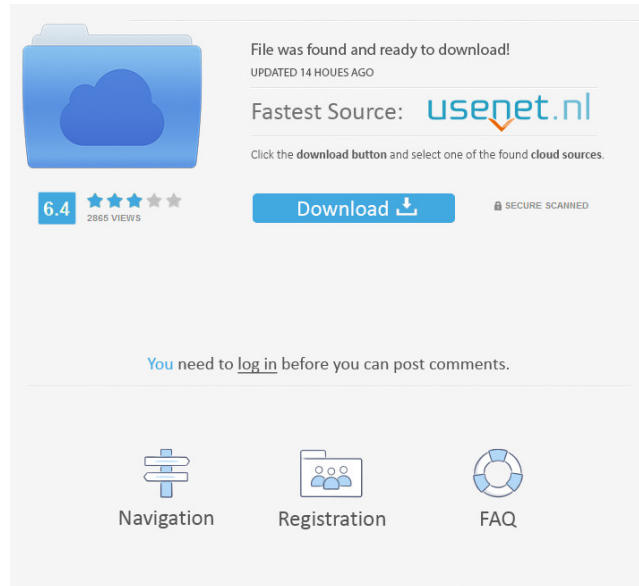


AutoCAD Crack [Win/Mac]





File was found and ready to download!
UPDATED 14 HOURS AGO

Fastest Source: usenet.nl

Click the **download button** and select one of the found **cloud sources**.

6.4  2865 VIEWS

[Download](#)   SECURE SCANNED

You need to [log in](#) before you can post comments.

[Navigation](#) [Registration](#) [FAQ](#)

Major AutoCAD Version Updates

AutoCAD 2000 (July 1996) AutoCAD
2001 (March 2001) AutoCAD 2002
(March 2002) AutoCAD 2003
(September 2003) AutoCAD 2004
(October 2004) AutoCAD 2005 (March
2005) AutoCAD 2006 (April 2006)
AutoCAD 2007 (September 2007)
AutoCAD 2008 (October 2008)
AutoCAD 2009 (September 2009)
AutoCAD 2010 (April 2010) AutoCAD
2011 (April 2011) AutoCAD 2012
(October 2012) AutoCAD 2013 (April
2013) AutoCAD 2014 (October 2014)
AutoCAD 2016 (April 2016) AutoCAD
2017 (October 2017) AutoCAD 2018
(April 2018) AutoCAD 2019

(November 2019) NOTE: AutoCAD 2020 is a work in progress. How AutoCAD Works AutoCAD is based on vector graphics, meaning that lines and curves are drawn by snapping to objects and other lines. AutoCAD drawing objects can be manipulated on the computer screen, like any other graphic, then saved to other formats, like DWF, DWG, or DXF files. The complete AutoCAD user interface (UI) is based on a menu bar across the top of the screen. There is an option menu at the right end of the menu bar, an undocked menu bar on the left-hand side of the screen for editing functions, and a toolbox at the bottom of the screen. The toolbox holds the three main types of tools in AutoCAD: drafting tools,

toolbars, and specialized tools. Drafting Tools There are six main drafting tools in AutoCAD. The Line tool is used to create lines, including: Straight lines Curved lines (radial lines) Closed loops (sub-arcs) Sub-arcs (reflections) Quadrilaterals The Arc tool is used to create arcs and arcs of sub-arcs, as well as connecting two or more line segments. The Bezier tool is used to create Bézier curves and splines. The Drawing tool is used to create free-form drawings that include

AutoCAD (Updated 2022)

Availability The software is available for Windows, Mac, and Linux platforms. AutoCAD 2006 was also available for Windows Mobile, Symbian

S60, Palm OS, and iPhone platforms. AutoCAD 2008 is available for Windows, Mac, Linux, Windows Mobile, Symbian, Blackberry OS, OS X, Java, and iPhone platforms. AutoCAD 2009 was available for Windows, Mac, Linux, Java, iOS, BlackBerry OS, and Windows Mobile platforms. History AutoCAD 2000 (now referred to as AutoCAD 2000 R14) was released on June 21, 2000, followed by AutoCAD 2002 in January 2002. AutoCAD 2004 was released in June 2004 with versions for Windows, Macintosh, and Linux. Other considerations The AutoCAD software can be purchased as part of the AutoCAD LT (Basic) package, which includes AutoCAD LT, AutoCAD LTX

and AutoCAD LT Architectural with Architecture LT. AutoCAD LT is available for both single and multi-user PC configurations. A single-user license costs \$1,995 US, and a multi-user license costs \$3,995 US. A single-user license for AutoCAD LT Architectural with Architecture LT costs \$4,995 US. A multi-user license for AutoCAD LT Architectural with Architecture LT costs \$6,995 US. AutoCAD LT Architectural with Architecture LT is optimized for both the Windows Vista operating system and Windows 7 operating system and includes the Windows Vista and Windows 7-specific interface enhancements in the Microsoft Office Compatibility Pack (MOCP) and the extended features such as

AutoLISP, Visual LISP,.NET, and VBA. If these features are not used or not desired, they can be disabled within AutoCAD LT Architectural with Architecture LT. AutoCAD LT Architectural with Architecture LT also includes enhanced features of AutoCAD LT Architectural and Architecture LT, such as true 3D modeling, and the ability to use textures and images from a 3D scene. The product can be installed on a network and users may share projects through the network. AutoCAD LT Architectural and Architecture LT are available in the application store or as stand-alone versions with different licenses and features. AutoCAD Architecture, is a higher-level product

that is part of AutoCAD Architecture
LT Architectural with Architecture LT.
AutoCAD Architecture and
Architecture LT 5b5f913d15

Open Autodesk. Go to New. Enter: product name = SV2. Enter: location = [wherever]. Select manual as the type. Enter the information and click save. What to do next: Create an installation media and place Autocad/Autocad LT on it. Boot the computer. At a DOS prompt, run the installer from the installation media. How to repair from the installation media 1) Boot the computer. 2) Insert the installation media and run the setup program 3) You should see the setup screen. 4) Click on Repair 5) A repair wizard will open. 6) Select Repair your installation 7) Click Next 8) Click Install 9) The repair process will start. 10) Once the

repair is done, click Finish. 11) You will see the screen: "Setup has completed successfully." ***** How to Repair from the CD/DVD *****

How to Repair from a repair CD/DVD:

- 1) Make sure you have a working copy of Autocad/Autocad LT.
- 2) Insert the repair CD/DVD.
- 3) Run the setup program.
- 4) You will see the setup screen.
- 5) Select Repair your installation
- 6) Click Next
- 7) Click Install
- 8) Click on Install from a repair disc
- 9) Click Yes
- 10) Click Next
- 11) The repair process will start.
- 12) Once the repair is done, click Finish.
- 13) You will see the screen: "Setup has completed successfully."

How to Repair from a USB Flash Drive: 1) Make sure you have a working copy of

Autocad/Autocad LT. 2) Insert the repair USB Flash Drive 3) Run the setup program. 4) You will see the setup screen. 5) Select Repair your installation 6) Click Next 7) Click Install 8) Click on Install from a repair disc 9) Click Yes 10) Click Next 11) The repair process will start. 12) Once the repair is done, click Finish. 13) You will see the screen: "Setup has completed successfully." How to

What's New in the?

Vitronics 2D Viewer: Take your 2D drawing with you to the meeting and attend from your favorite device. (video: 1:27 min.) Create unlimited customizable wireframes. (video: 1:26 min.) Create and view 2D plans of your

AutoCAD model. (video: 1:14 min.)
Autodesk® Navisworks® software is not free, and requires registration. Visit [autodesk.com/autocad](#) to find out more. Download the latest CAD app AutoCAD 2023 with the free mobile app Draw with the device you want. Start viewing and annotating drawings with just a few taps. Import, annotate, and share to AutoCAD. Access your drawing, annotate, and manage with the new mobile app. A major new feature in the mobile app is AutoCAD's dynamic and interactive markup feature. Markup Import and Markup Assist helps you leverage your mobile device as a convenient way to send and incorporate feedback into your drawings. Mobile app has been redesigned, it now offers a seamless

experience across Android and iOS, and is easier to learn and use. View 3D and 2D documents in your browser In addition to drawing with the free mobile app, you can also open a variety of 3D and 2D drawings in your browser. Link a 2D or 3D file to your device and view it. Import and annotate 2D or 3D drawings. Send 2D or 3D files directly to your phone, and view them at your convenience. Update and maintain a 2D or 3D drawing. View and respond to comments on a drawing. Use dynamic markup with mobile app Draft a DWG file, add comments, and send it to your team. Your design feedback is organized and structured into annotations. Comments on multiple drawings in one comment. Multiple

team members can review the same drawing at the same time. Receive instant and interactive feedback from team members. Send and receive feedback on annotations. Enjoy faster and more fluid design experiences. Send feedback to the design team. Receive 2D and 3D feedback instantly. Participate in design review discussions. Easily find and read comments

System Requirements:

Performances below average Windows Vista/7 OS 8 GB RAM (incl. video card, editing) Sufficient hard drive space 1 GHz processor If you're not sure about your system specs, try to play Venezia di Giulia in demo mode to get an idea of what you'll experience in the game. For best experience, play with DirectX 11. Performances above average 16 GB RAM (incl. video card, editing)

<http://adomemorial.com/2022/06/07/autocad-2020-23-1-crack-activation-3264bit/>
<https://newsafrika.world/wp-content/uploads/2022/06/kamjae.pdf>
https://now.jumpeats.com/upload/files/2022/06/Zt9mNMFuvcirYZRUgENM_07_72c875c538375bfbedc41377aa783b92_file.pdf
<https://www.beatschermerhorn.com/?p=3157>
<https://madisontaxservices.com/wp-content/uploads/2022/06/ossyamfr.pdf>
<https://www.dominionphone.com/wp-content/uploads/2022/06/AutoCAD-13.pdf>
<https://mebblog.ru/autocad-23-1-crack/>
<https://rodillosciatismo.com/wp-content/uploads/2022/06/AutoCAD-33.pdf>
<https://bramshawbv.com/wp-content/uploads/2022/06/AutoCAD-10.pdf>
<https://www.vclouds.com.au/autocad-crack-free-download-april-2022/>
<https://kurtiniadis.net/wp-content/uploads/2022/06/kaidkaf1.pdf>
https://permaze.com/upload/files/2022/06/DozXtU425gEZokXH61Lp_07_891c1e56df8616768e82c43f085a2f7b_file.pdf
<https://www.stagefinder.nl/uncategorized/autocad-24-2-crack-lifetime-activation-code-download-2022/>
<https://www.abiabc.com/wp-content/uploads/2022/06/vencnam.pdf>
<http://www.cocinarconmilagos.com/wp-content/uploads/2022/06/yolvlad.pdf>
<https://ksvgraphicstt.com/wp-content/uploads/2022/06/AutoCAD-37.pdf>
<https://siddhaastrology.com/autocad-2021-24-0-for-pc/>
https://onefad.com/i1/upload/files/2022/06/KDvj426fhE1e3lcwzml_07_72c875c538375bfbedc41377aa783b92_file.pdf

<https://vineyardartisans.com/?p=7952>

<https://ccsbe.org/autocad-2018-22-0-product-key-full-free-latest/>